Market Outlook IPE Investment Manager Expectations Indicator

▲ Rise ↑ Positive shift (from last month)
■ Stable – No view
▼ Fall ↓ Negative shift (from last month)

The IPE Investment Manager Expectations Indicator represents the results of a regular monthly survey of asset managers with one or more European segregated mandates. The 6-12 month views of the 91 respondents to this month's questionnaire for equities, bonds and currencies are shown below and on page 21. For aggregated results and a commentary see page 22.

		EQUITIES					BOND PRICES				CURRENCIES		
	Location	US	Euro-zone	Japan	Asia	UK	$	¥	£	€	$/€	$/¥	$/£
Aberdeen Asset Management	UK	▲↑	▲↑	▲	■↓	■↑	■	■↓	▼	■↑	■↓	■↓	▼↓
ACT Currency Partner	Swi	▼	▼	▼	▼	▼	▼	▼	▼	▼	■	▼	▲↑
ACTIAM	Neth	▲	▲	▲	▲	▲	▼	▼	▼	▼	▼↓	▲	▼↓
AEGON Asset Management	Neth	▲	▲	▲	▲	▲↑	▼	■	■	▼	▲	▲	■↓
A.G. Bisset Associates	US	■↓	▲	▲	▲	▲	▼↓	▼↓	▼↓	▼↓	▼	▼	▼
Allianz Global Investors	Ger/UK	■	▲	▲	■	▲	▼	■	▼	▼	■	▲	■
Amundi	Fra	■	▲	▲	■	■	▼	■	▼	▼	▼↓	▲	■↓
Apo Asset Management	Ger	▲	■↓	▲	■	■	▲	▲	▲	▲	■	■↑	■↓
ASR Vermogensbeheer	Neth	▲	▲	▲	▲	▲	▼	▼	▼	▼	■	■	■
Asset Management One International	UK	▲↑	■↓	■	▲↑	■↑	▼	■↑	■	▼	■↓	■↑	▲
AVANA Invest	Ger	▼↓	▲	▲	■	■	■	■	▼	▼	▼↓	▲	■
AXA Investment Managers	Fra	■↑	▲	▲	▲	■	▼	■	▼	▼	■	■	▲
Bankhaus Lampe	Ger	■	■	■	■	■	■↑	■↑	■	■↑	■↑	▲↑	▲
BankInvest	Den	■	■	■	■	■	■↓	▼↓	▼↓	■	▲	■	■
Bank Degroof Petercam	Bel	■	▲	▲	▲	▲	▼	▼	▼	▼	■	■	■
Bank Julius Baer & Co.	Swi	■↓	▲	▲	■	▲↑	▼	■	▼	▼	■↓	▲	▲
Bank J. Safra Sarasin	Swi	■↓	▲	▲	▲	■	▼	■	▼	▼	▲	▲	▲
Barings	UK	■	▲	▲	■	▼	▼	▼	▼	▼	■	■	■
BayernInvest	Ger	■	■	▲	▲↑	▲	▼	■	■	▼	▲	■↑	■↓
Berenberg Bank	Ger	▲	■	■	▲↑	▼↓	▲	■↓	■↓	▼↓	▲	■↓	▲↑
BNP Paribas Investment Partners	Fra	■↑	▲↑	■↑	▲↑	▲↑	▼↓	▼↓	▼↓	▼↓	▲↑	■↑	▲↑
BNY Mellon Asset Management	UK	-	-	▼	■	▲	▼	▼	-	-	-	■	■
Candriam Investors Group	Lux	▲	▲	▲	▲	▲	▼	▼	▼	▼	■	▲	▲
CBL Asset Management	Latvia	▲	■	-	-	-	■	-	-	▼	■	-	-
CM-CIC Asset Management	Fra	▲	▲	■	▲	■	■	▼	-	▲	■	▼	▼
Columbia Threadneedle Investments	US	■	■	▲	▲	■	■	■	■	■	▲	▲	▲
CPR Asset Management	Fra	■↓	■	▲↑	■↑	■↑	▲↑	■↑	■↑	■	■	■↑	■↑
Credit Suisse	Swi	■	■	▼↓	■↓	■	■	■	■	▼↓	▲	▼	▲↑
DekaBank	Ger	■	▲	▼	▲	■↓	▼	▼	▼	▼	▲	▲	▲
Deutsche Asset & Wealth Management	Ger	▲	▲	▲	■	■	▼	■	▼	▼	▲	▲	▲
Dynagest	Swi	-	-	-	-	-	■↑	■	■↑	■↑	▲	▲	▲
Eagle Asset Management	US	▲	■	■	■	■↓	■	■↓	■↓	■↓	▲	▲	▲
Econopolis	Bel	■	▲	▲	▲	▲	▼	■	▼	▼	■	▲	■
Edmond de Rothschild AM	Fra	■↓	■↓	■↓	■	■	■	■	■↑	▼	▲	▲	▲
Erste Asset Management	At	▼	■	■	■	▼	▼	▼	▼	▼	▲	▲	■
Eurizon Capital	It	▲	▲	▲	▲	▲	▼	▼	▼	▼	▲	■	▼
Federated Investors	US	■	▲	▼	▲	▼	■	▲	■	■	▲	■	▲
First Private Investment Management	Ger	■	▲	▲↑	▲	■↑	■↑	■	▲	■↑	▼↓	▼↓	■↓
Fonditel	Spa	▲	■	▲	▲↑	■	▼	■	▼↓	▼	▲	▲	▲↑
Generali Investments Europe	Ger/It	■	▲↑	■	■	■	▼	■	▼	▼	▲	▲	▲
GNB Gestao Activos	Por	▲	▲	▲	▲	▲	■	▼↓	■	■	■↓	▲	■
Groupama Asset Management	Fra	▲	■↓	▲	■↓	■↓	▲	▲	▲	▲	■	■	■
Henderson Global Investors	UK	■	■	■	■	■	▼	■	▼	▼	■	■	■
Holberg Fondene	Nor	▲	▲	■	▲	■	▼	■	▼	■	▲	▲↑	▲
Invesco	Ger	▲	▲	▲	▲	▲	▼	▼	▼	■↑	■↑	■↑	■↑

Market Outlook IPE Investment Manager Expectations Indicator

		EQUITIES					BOND PRICES				CURRENCIES		
	Location	US	Euro-zone	Japan	Asia	UK	$	¥	£	€	$/€	$/¥	$/£
Investec Asset Management	UK	▲	▲	▲	▲	▲	■↑	▲↑	▲↑	▲↑	▼	■	▼
IPM Informed Portfolio Management	Swe	▼	▲	■	▼	■↓	▲	▼	▼	■↓	▼	▼	▼↓
Irish Life Investment Managers	Ire	▲	▲	▲	■	■	▼	■	▼↓	■↑	▲	▲	▲
La Française AM	Fra	■	▲	▲	▲	▼↓	▼	■	▼	▼	■	■	▼↓
Landesbank Baden-Württemberg	Ger	■	■	■	■	■	▼	■	■	■	■	▼	▼
LGT Capital Partners	Swi	▲	▲↑	▲	▲↑	▲↑	▼	▼	▼	▼	▲	▲	▲
LocalTapiola Asset Management	Fin	■	▲	■	■	■	▲	■	■	▲	▲	■	■
Lyxor Asset Management	Fra	■	▲	■	■	▼	▼	■	■	■	▲	▲	▲
Mandarine Gestion	Fra	▲	▲	▲	■	■	▼	■	▼	▼	▲	▲	▲
MEAG	Ger	▲	▲	▲	▲	▲	▼	■	▼	▼	▲	▲	▲
Metzler Investment	Ger	▲	▲	▲	■	▲	▼	■	▼	▼	▲	▲	▲
MFI Asset Management	Ger	▲↑	▲↑	▲↑	▲↑	▲↑	■↑	■↑	■↑	■↑	▲	▲	▲
Mitsubishi UFJ Asset Management (UK)	UK	▲	▲	▲	▲	▲	▲	▲	▲	▲	■	▲	■
Morgan Stanley Investment Mngt.	UK/US	■	▲	■	■↑	■↑	▲	-	▲↑	▼↓	▼	▼↓	■↑
Muzinich & Co.	UK	■↓	▲	■↓	■↓	▼↓	■↑	■↑	▼	▼	▲↑	■	▲
Natixis Asset Management	Fra	▼↓	▲	▲↑	▲	■	▲	▼↓	▼	▼	■↑	▼↓	▼↓
NN Investment Partners	Neth	■	▲	▲	▲	▲	▼	▼	▼↓	▼	■	▲	▲
Nomura Asset Management	Sing	▲↑	■↓	▼↓	■↑	■↓	▼	▼	▼	▼	▼↓	▼↓	■↓
Northern Trust Asset Management	US	▲	▲	▲	▲	▲	▼	■	■↓	■	■	■	▲↑
Oddo Meriten Asset Management	Ger	▲	▲	▲	■	■↑	▼	■	▼↓	▼	■↓	▲	▲
OFI Asset Management	Fra	▲	▲	▲	▲	■	▼	■	▼	▼	▲	▲	■
Optiminvest	Swi	-	-	-	-	-	-	-	-	-	▼	▼	-
Ostrica	Neth	▲	■	■	▲	▲	▼	■	■	▲	■	▼	▲
PATRIZIA	Ger	▲↑	▲↑	▲	▲↑	■	▼	■	■	■	▲	▲	▲
PGIM Fixed Income	UK	▲↑	▲↑	▲↑	▲↑	▲↑	■	■	■	■	▲	▲	▲
Pictet Asset Management	Swi	▼	▲	▲	▲	▼	▲	▼	■↑	■↑	▼	■	▼
PineBridge Investments	US	▲	▼	▲	■	▼	▼	▲↑	▲↑	▲↑	▲	▲	▲
Pioneer Investments	It	▲	■	▲	▲	■	▼	■	■	■	▲	▲	▲
Principal Global Investors	US	▲	▲	▲	▲	▲	▼	▼	▼	▼	▲	▲	■
Robeco Group	Neth	▼↓	▲	▲	▲↑	▼↓	▼	▼↓	▼	▼↓	■↓	■↓	▲
Rogge Global Partners	UK	-	-	-	-	-	■	▼	▼	■	■	▲	■
Russell Investments	US	■	▲	▲	▼	■	▼	■	■	■	▲	▲	■↓
Salus Alpha Capital	Liecht	▲	▲	▲	▲	▲	▲	■	▲	■	■	▼	■
SEB Investment Management	Den	▼↓	▲↑	■	■	▲↑	▼	▼	▼	▼	▲	▼↓	■↑
Standard Life Investments	UK	▲	■	■	■	■	▼	■	■	■	▼	■	■
Stone Harbor Investment Partners	US	▼	▼	■↑	▼	■	▼	■	▼↓	▼↓	▼	■	■
Swiss Life Asset Management	Swi	▼	▼	▼	▼	▼	▼	▼	▼	▼	▼	▼	▲
Sycomore Asset Management	Fra	▼	▼	▼	▼	▼	▼	▼	■	▼	■	■	■
Syz Asset Management	Swi	■	▲	▲↑	■↓	■	■	■	▼↓	■	▼↓	■	▼
TIAA	US	▲	▲	■	▲	■	▼	■	▼	▼	■↓	▲↑	■↓
UBS Global Asset Management	Swi/UK	■	▲	▲	▲	▲↑	■↓	■↑	■	▼	■	■	■
Union Bancaire Privée	Swi	■↓	▲	▲	▲↑	■	▼	■	■↑	▼	▲	▲	■↓
Union Investment	Ger	▲	▲	▲	▲	▲	▼	■	▼	▼	▲	▲	▲
Wells Capital Management	US	▲	▲	▲	▲	▲↑	▼	■	▼	▼	▼	▼↓	▼
Woodman Asset Management	Swi	▲	■↓	■↓	▼↓	▼↓	▲↑	■	▼	▼↓	▲	▲	▲↑
Zürcher Kantonalbank	Swi	■	▲	▲	▲	■	▼	■	▼↓	▼↓	▲	▲	▲
% predicting rise (previous month)		48 (50)	70 (65)	63 (60)	54 (48)	36 (31)	13 (13)	7 (8)	9 (9)	9 (11)	44 (56)	49 (52)	46 (48)
% predicting stability (previous month)		39 (38)	24 (27)	28 (30)	38 (40)	48 (47)	23 (18)	61 (59)	32 (35)	30 (29)	38 (30)	33 (29)	39 (34)
% predicting fall (previous month)		13 (12)	6 (8)	9 (10)	8 (12)	16 (22)	64 (69)	32 (33)	59 (56)	61 (60)	18 (14)	18 (19)	15 (18)

Market Outlook

IPE Investment Manager Expectations Indicator

Summary of managers' expectations

Commentary by

Peter Laurelli,
Vice-president, global head of research, eVestment

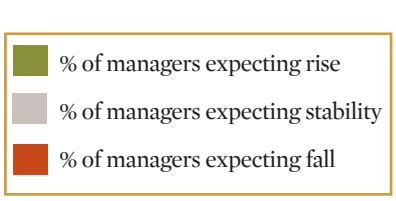

$ Bonds

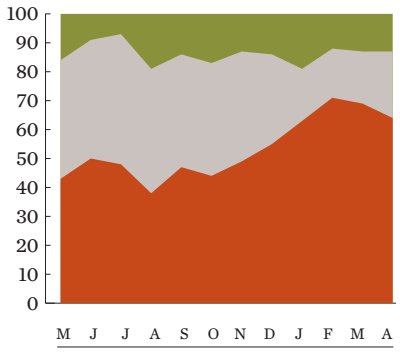

¥ Bonds

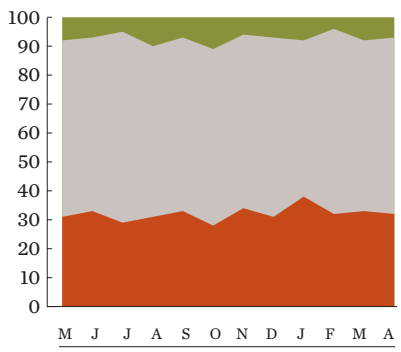

£ Bonds

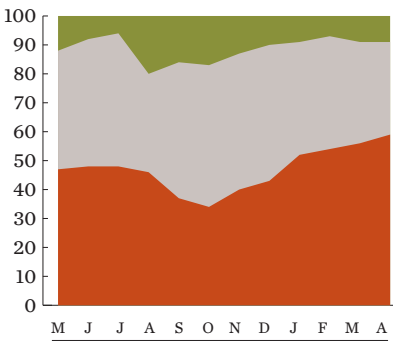

€ Bonds

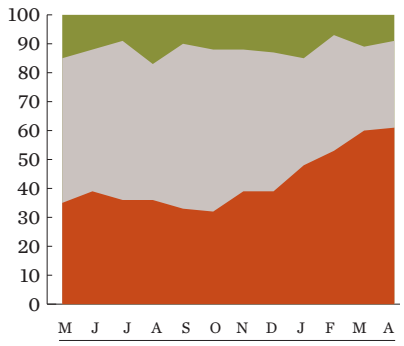

US equities

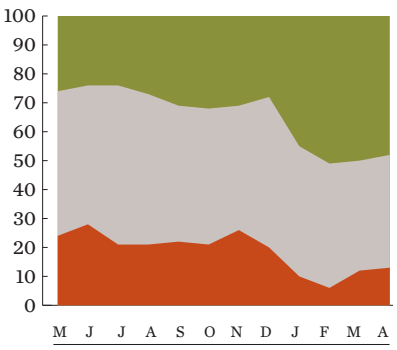

Euro-zone equities

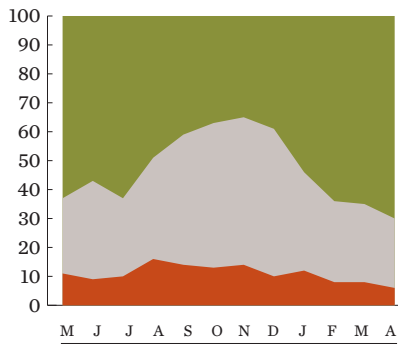

Japan equities

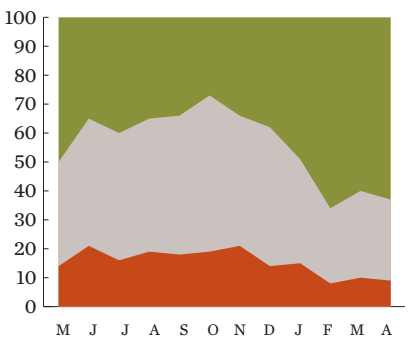

Asia equities

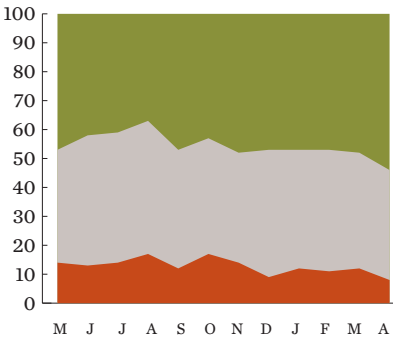

UK equities

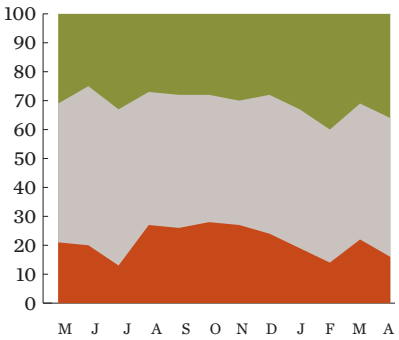

$/€

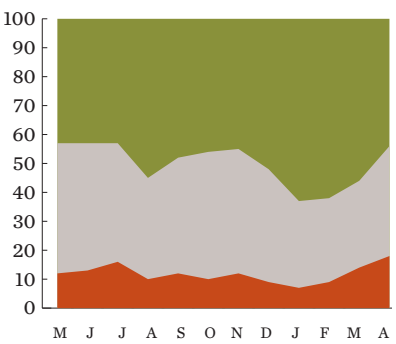

$/¥

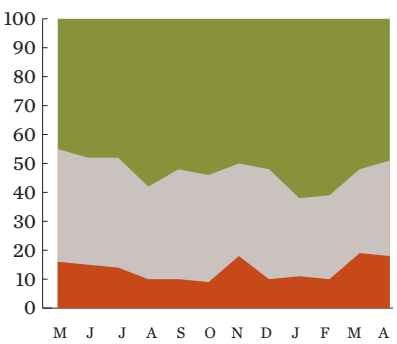

$/£

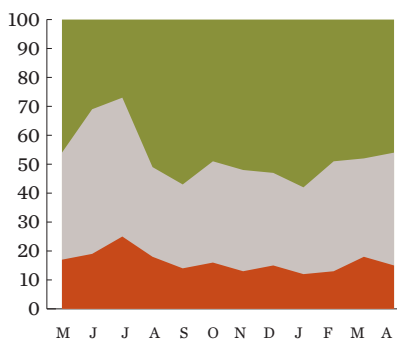

Overview

The latest manager poll has two main themes: markets are weak and levels of sentiment are extreme. Perhaps more than at any time in recent memory, the leading developed nations' political actions are the source of immediate market instability.

Bonds

The first wave of extreme sentiment is in the form of falling bond prices. More precisely, the cumulative difference across all denominations between those expecting respective bond prices to rise and those expecting them to fall has for the last three months been at levels not seen in almost three years. Of the four, euro bond prices are at their most extreme point, meaning at no time in the last three years has the consensus been greater that euro bond yields are set to rise.

Equities

In the US, it appears the post-election surge in expectations of rising equity prices has begun to fade, having fallen in each of the last two survey periods. This is against a backdrop of rising expectations for gains in euro-zone, Japanese, Asia, and UK equities. Here again, Europe is the leader with its rise/fall ratio well above 12-month highs.

Currencies

We noted last month that the dollar appeared to be losing its lustre, a new trend in sentiment which has picked up yet another month of momentum. More managers say the US currency will fall relative to the euro than at any time in the last three years, and the same can almost be said towards the yen, except last month it was just one point higher. Only versus the pound are expectations for the dollar showing stability, which is an interesting word to use when referring to two nations in the midst of dramatic changes.